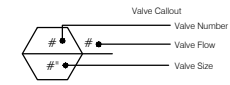


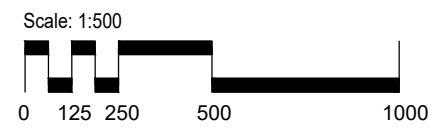
VALVE IDENTIFICATION GUIDE

SYMBOL	MANUFACTURER/MODEL/DESCRIPTION	QTY
	Hunter ICV-G 40mm 25 mm, 40 mm, 50 mm, and 80 mm Plastic Electric Remote Control Valves, Globe Configuration, with NPT Threaded Inlet/Outlet, for Commercial/Municipal Use.	4
	Hunter ICV-G 50mm 25 mm, 40 mm, 50 mm, and 80 mm Plastic Electric Remote Control Valves, Globe Configuration, with NPT Threaded Inlet/Outlet, for Commercial/Municipal Use.	2
A2C-75D-SS	Hunter A2C-75D-SS 75-Station Decoder controller in a stainless steel wall mount enclosure.	1
M	Water Meter 50mm	1
	Irrigation Lateral Line: PVC Class 200 SDR 21 32	615.5 m
	Irrigation Lateral Line: PVC Class 200 SDR 21 40	112.7 m
	Irrigation Lateral Line: PVC Class 200 SDR 21 50	102.8 m
	Irrigation Lateral Line: PVC Class 200 SDR 21 65	41.3 m
	Irrigation Mainline: PVC Schedule 40 80	579.0 m
	Irrigation Mainline: PVC Schedule 40 100	19.4 m

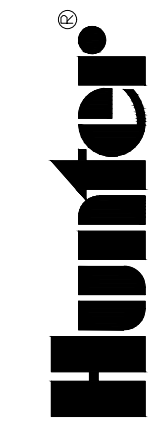


IRRIGATION LEGEND

SYMBOL	MANUFACTURER/MODEL/DESCRIPTION	QTY	kPa	l/min
	Hunter I-50-06-SS Turf Rotor, 15 cm Pop-Up. Adjustable to Full Circle. Drain Check Valve, Stainless Steel Riser, 25 mm Female NPT Inlet Threads, Standard Nozzle.	12	551.6	69.3
	Hunter I-50-06-SS-ON Turf Rotor, 15 cm Pop-Up. Adjustable to Full Circle. Drain Check Valve, Stainless Steel Riser, 25 mm Female NPT Inlet Threads, Dual Opposing Nozzle.	4	551.6	58.7



TECHNICAL ASSISTANCE
 1-800-319-4796
 WWW.HUNTERINDUSTRIES.COM



LAWN BOWLING (METRIC)
 I-50 ROTOR
 LOOPED MAIN LINE LAYOUT

HUNTER INDUSTRIES
 1940 DIAMOND STREET
 SAN MARCOS, CALIFORNIA 92078

SHEET
 1 of 2

Hunter Industries offers this plan as a general guide for estimating purposes and offers no indemnity, expressed or implied, for projects installed from this plan. Consult a qualified irrigation designer to account for system and site variables.